

















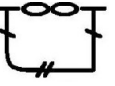
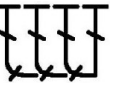









# Crochet Symbols and abbreviation

[www.chimingwindow.com](http://www.chimingwindow.com)

Symbol	Abbreviation	Description
	ch	chain stitch / also refers to chain or space previously made
	omega lace crochet	Omaga lace crochet
	open picot	open picot
	closed picot	Closed picot
	chain 3 arch	chain 3 arch
	Chain 5 arch	chain 5 arch
	Chain 8 arch	chain 8 arch
	5 chain arch picot	5 chain arch picot
	SL st	slip stitch
		soloman knot or love stitch
	tch or t-ch	turning chain
	boullion st	Boullion stitch
	Y stitch	Y stitch
	Inverted Y stitch	inverted Y stitch














# Crochet Symbols and abbreviation

[www.chimingwindow.com](http://www.chimingwindow.com)

Symbol	Abbreviation	Description
		double inverted Y stitch
	Ladder stitch	Ladder stitch
	Filet crochet increase	filet crochet increase variation 1
	Filet crochet increase	filet crochet increase variation 2
	Filet crochet decrease	filet crochet decrease variation 1
	Filet crochet dec	filet crochet decrease variaton 2
<b>SINGLE CROCHET &amp; VARIATIONS</b>		
	sc	single crochet
	sc blo	single crochet back loop only
	sc flo	single crochet front loop only
	sc2tog	single crochet 2 stitches together
	sc3tog	single crochet 3 stitches together
	2sc shell	2 single crochet shell OR single crochet increase by 1
	3sc shell	3 single crochet shell OR single crochet increase by 2 more stitches














# Crochet Symbols and abbreviation

[www.chimingwindow.com](http://www.chimingwindow.com)

Symbol	Abbreviation	Description
	sc loop st	single crochet loop stitch
	FPsc	front post single crochet
	BPsc	back post single crochet
	sc crab st OR reverse sc	crab stitch or reverse single crochet
	twisted sc	twisted single crochet
		twisted single crochet down
<b>HALF DOUBLE CROCHET &amp; VARIATIONS</b>		
	hdc	half double crochet
	BPhdc	back post half double crochet
	FPhdc	front post half double crochet
	hdc blo	half double crochet back loop only
	hdc flo	half double crochet front loop only
	hdc 2 tog / hdc dec 1	half double crochet 2 together OR half double crochet decrease by 1 stitch
	hdc 3 st tog / dec by 2 st	half double crochet 3 stitches together OR decrease by 2 more stitches















# Crochet Symbols and abbreviation

[www.chimingwindow.com](http://www.chimingwindow.com)

Symbol	Abbreviation	Description
	2 hdc shell	2 half double crochet shell OR half double crochet increase by 1 stitch
	3 hdc shell	3 half double crochet shell OR half double crochet increase by 2 stitches
	3 hdc popcorn	3 stitch half double crochet popcorn OR 3 hdc Bobble OR 3 hdc Puff *
	2x 3 hdc cluster tog	2 x 3 half double crochet cluster together
	3 hdc cluster	3 half double crochet cluster
	3 hdc popcorn with ch	3 half double crochet cluster with chain
	3 hdc cluster	3 half double crochet cluster
	5 hdc popcorn	5 stitch half double crochet popcorn OR 5 hdc Bobble OR 5 hdc Puff*
		1 over 1 (1/1) half double crochet cross
<b>DOUBLE CROCHET &amp; VARIATIONS</b>		
	dc	double crochet
	dc blo	double crochet back loop only
	dc flo	double crochet front loop only
	dc2tog	double stitches 2 stitches together

# Crochet Symbols and abbreviation

[www.chimingwindow.com](http://www.chimingwindow.com)

Symbol	Abbreviation	Description
	dc 3 tog	double crochet 3 stitches together
	dc 4 tog	double crochet 4 stitches together
	dc 5 tog	double crochet 5 together
	2 dc shell	2 double crochet shell Or drouble crochet increase by 1 more stitch
	3 dc shell	3 double crochet shell OR double crochet increase by 2 more stitches
	4 dc shell	4 double crochet shell
	5 dc shell	5 double crochet shell
	2 dc, ch1, 2dc shell	2 double crochet, chain 1, 2 double crochet shell
	3dc, ch2, 3dc shell	3 double crochet, chain 2, 3 double crochet shell
	ch3, 3dc in the same st	chain 3, 3 double crochet in the same stitch
	V' st 2 tog	V' stitch 2 together
	dc loop st	double crochet loop stitch
	FPdc	front post double crochet
	BPdc	back post double crochet














# Crochet Symbols and abbreviation

[www.chimingwindow.com](http://www.chimingwindow.com)

Symbol	Abbreviation	Description
	2 dc cluster	2 double crochet cluster
	3 dc cluster	3 stitch double crochet cluster
	3 dc popcorn/bobble /puff	3 dc Bobble OR 3 dc Puff OR 3 dc cluster
	2 dc puff and 2 dc puff tog	2 double crochet puff and 2 double crochet puff together
	3 dc puff and 3 dc puff tog	3 dc puff and 3 dc puff together
	5 dc popcorn st	5 double crochet popcorn stitch/ 5DC bobble st/ 5 dc puff st
	5 dc cluster	5 double crochet cluster
		5 dc crochet cluster + double crochet
	1/1 dc right cross	1 over 1 (1/1) double crochet right cross
	1/1 dc left cross	1 over 1 (1/1) double crochet left cross
	1/1 dc cross	1 over 1 (1/1) double crochet cross
	1/2 dc cross	1 over 2 (1/2) double crochet left cross
	1/2 dc cross	1 over 2 (1/2) double crochet right cross
	1/3 dc right cross	1 over 3 (1/3) double crochet right cross
	1/3 dc left cross	1 over 3 (1/3) double crochet left cross



# Crochet Symbols and abbreviation

[www.chimingwindow.com](http://www.chimingwindow.com)

Symbol	Abbreviation	Description
		crossed (dc, dc, ch2, dc, dc)
	5dc shell + picot	5 double crochet shell + picot
<b>TREBLE CROCHET &amp; VARIATIONS</b>		
	tr	treble crochet
	dtr	double treble
		1 over 1 treble crochet cross
		crossed tr (tr,ch1,tr)
	FPtr	front post treble crochet
	BPtr	back post treble crochet
	tr 2 tog	treble crochet 2 together OR treble crochet decrease by 1 stitch
	tr 3 tog	treble crochet 3 stitches together OR treble crochet decrease by 2 stitches
	tr tr, ch2, tr, tr	treble crochet crossover stitch
	tr, tr, ch3, tr, tr	treble crochet crossover stitch
		double treble crochet OR treble crochet increase by 1 stitch

# Crochet Symbols and abbreviation

[www.chimingwindow.com](http://www.chimingwindow.com)

Symbol	Abbreviation	Description
	trtr	triple treble crochet OR treble crochet increase by 2 stitches
	5 TR popcorn	5 treble crochet popcorn OR 5 treble crochet bobble OR 5 treble crochet puff
	alt	Alternate
	approx	Approximately
	beg	begin/beginning
	bet	between
	BL	back loop(s)
	bo	bobble
	bp	back post
	CA	color A
	CB	color B
	CC	contrasting color
	BPtr	back post treble crochet
	ch-sp	chain space
	CL	cluster
	cm	centimeter(s)
	cont	continue
	dec	decrease/ decreases/ decreasing
	FL	front loop(s)
	foll	follow/follows/ following
	FP	front post
	g / gm	gram



# Crochet Symbols and abbreviation

[www.chimingwindow.com](http://www.chimingwindow.com)

Symbol	Abbreviation	Description
	inc	increase/ increases/ increasing
	lp(s)	loops
	m	meter(s)
	MC	main color
	mm	millimeter(s)
	oz	ounce(s)
	p	picot
	pat(s) or patt	pattern(s)
	pc	popcorn
	pm	place marker
	prev	previous
	rem	remain/remianing
	rep	repeat(s)
	rnd(s)	round(s)
	RS	right side
	sk	skip
	sp(s)	space(s)
	st(s)	stitch(es)
	tbl	through back loop
	tog	together
	WS	wrong side
	yd(s)	yard(s)
	yo	yarn over
	yoh	yarn over hook

# Crochet Symbols and abbreviation

[www.chimingwindow.com](http://www.chimingwindow.com)

Symbol	Abbreviation	Description
	[ ]	work instructions within brackets as many times as directed
	{ }	work instructions within paranthesis as many times as directed
	*	repeat the instructions following the single astericks as directed
	**	repeat instructions between asterisks as many times as directed OR repeat from a given set of instructions.
	"	inches